




## Prodigy Growth Strategy



## Why Prodigy Growth Strategy May Not Be Right For You

---

- Our investment style and process is significantly different from our peers and may not be suited to investors who are looking for a buy and hold strategy
- There will be times when our processes may not work and during this period of time we may underperform
- While we do not levy any entry / exit loads and we do not have any lock-in, we expect clients to be invested with us for a minimum of 5 years for the strategy to perform to its potential and ride out any patches as mentioned above
- Our portfolio turnover is on the higher side given our extreme focus on risk management (of underperforming / loss making positions)
- In the past we have been significantly overweight in a single sector (sometimes above 50% exposure) and this may happen in the future too
- There have been times in the past when our exposure to small-cap stocks has exceeded 50% of the corpus. This may happen in the future too. Small-cap stocks are less liquid than their large counterparts and such a big exposure increases the liquidity risk
- Our past returns are unlikely to be repeated in the future



*All good  
investments  
have an  
element of  
speculation!*

## About Us

---


- Niche and unorthodox player in the investment management vertical whose approach is unconventional & unique
- Founded in June 2005 with the vision of providing a growth-oriented and a process-driven approach to investment management
- Prodigy Investment Management is the operational brand of MIV Investment Services Private Limited – SEBI licensed Portfolio Managers
- Principals are Mr. Ravi Chadha (MD & CIO) and Mr. Sharad Nayak (Chief Executive Officer), extremely experienced with combined knowledge of 40+ years in capital markets
- 200+ families, with AUM of over ₹ 1550 crores (as on 31<sup>st</sup> December, 2023)
- All portfolios are managed on a 'long only' basis without any form of leverage



## The Product

---

- Prodigy Growth Strategy seeks to generate long term capital by investing in under-researched and/or undervalued growth stocks which are in a secular uptrend
- The strategy will also invest in unique businesses, which are likely to enter a phase of accelerated growth/at an inflection point in their economic life cycle
- The strategy is sector and market cap agnostic. This is an outcome of our process oriented approach (Reverse Research). However, every holding should have sufficient liquidity and wear a badge of quality
- Focus on early alignment with new market leadership. This may demand dramatic pivoting of portfolio allocation, both, from a sectoral perspective as well as a market-cap perspective



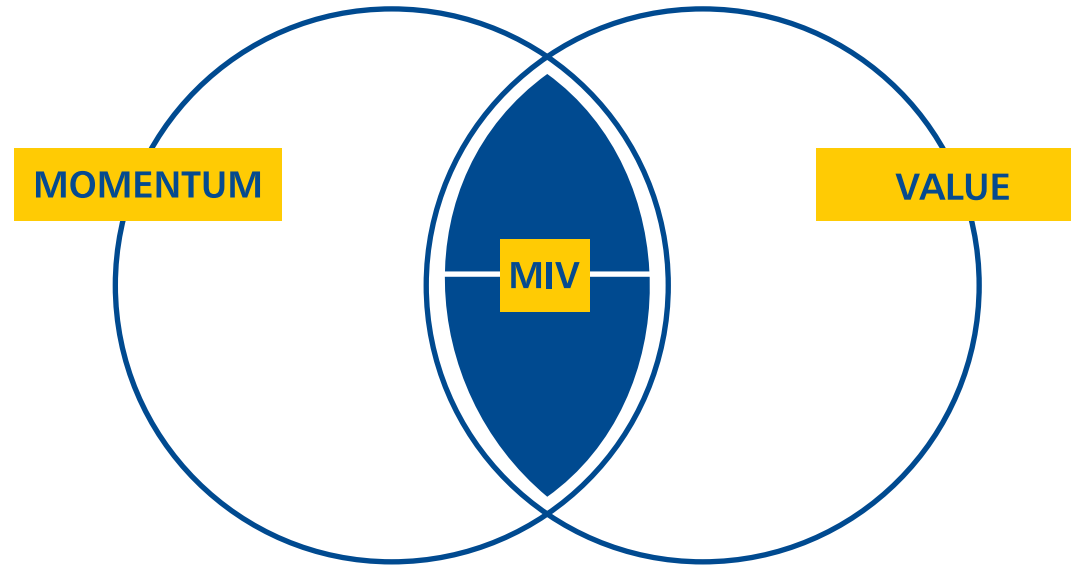
*Markets climb  
a wall of worry  
and fall on a  
ray of hope*




## Our Strategy

---

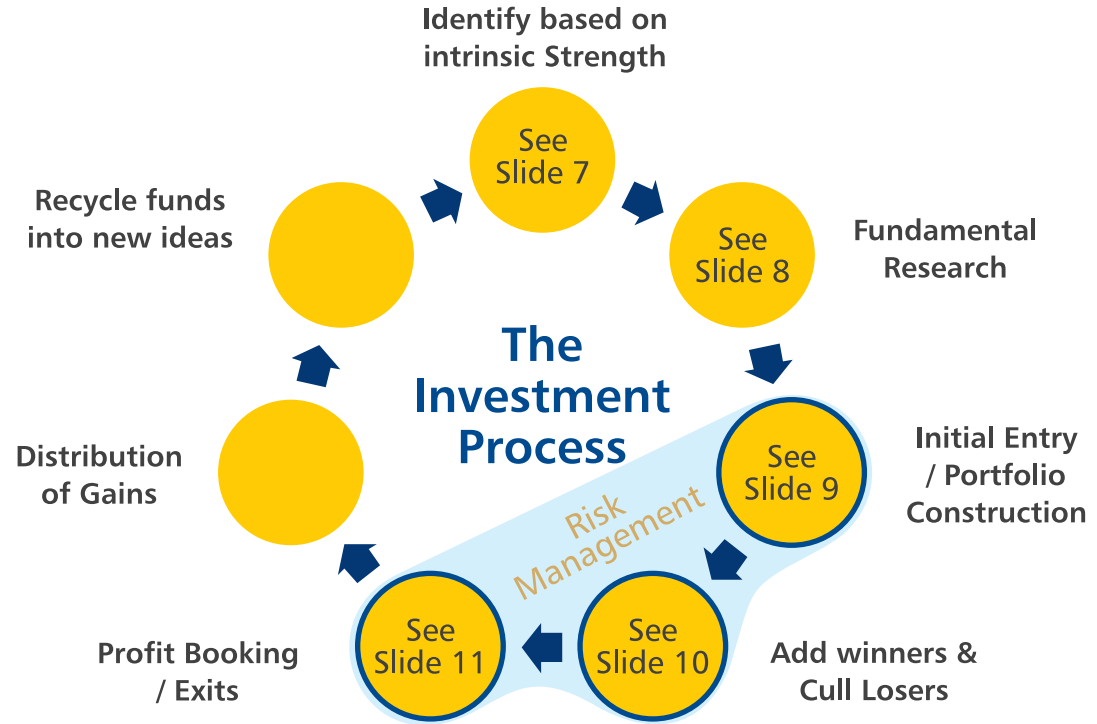
*Drawing from  
the best of  
both disciplines*



MIV = Momentum In Value



*The greatest risk in life, is not taking enough intelligent risk*





# Momentum Strategy

**RR** REVERSE RESEARCH

*Trends  
monetize  
fundamentals*

- An unconventional approach to technical analysis
- **RR** uses proprietary indicators to signal formation of long term trends in scrips and/or sectors
- The proprietary indicator extracts the intrinsic strength (or weakness) of an individual scrip & suppresses the market noise
- **RR** works on the principle that it is necessary to accommodate what stock prices are telling us at every point in time and be aligned to long term trends
- 'Reversion to Mean' risk parameters established to capture profits and prevent investment in overheated situations
- Understanding key support and resistance levels is important



## Fundamental Strategy

---

**GARP  
Approach**

**Growth At a  
Reasonable  
Price**

- Do fundamental research and analysis on identified scrips to determine reason for intrinsic strength. This is done with a focus on management quality, balance sheet strength and capital productivity (ROI/ROE)
- Filter in well managed businesses that:
  - o Are likely to display maximum growth and where valuations are cheap relative to growth (under owned relative to growth potential)
  - o Create or take advantage of structural change (as opposed to cyclical change)
  - o Have strong re-rating triggers (P/E expansion headroom)





## Portfolio Construction

---

- Make an initial allocation between 2% - 3% of corpus if valuation parameters are satisfied. Allocation is also dependant on business size, opportunity, liquidity and market condition/situation
- Increase allocation if business and price performance is favourable or confidence in growth increases
- Reduce/Exit/Stop-loss if scrip/financial performance is unsatisfactory
- Ride gainers as long as possible, and cut losers as soon as possible
- Adequate portfolio diversification ensured through allocation to approximately 25 scrips. And approximately 80% of allocation in maximum 20 scrips, to prevent over diversification

*Losers add  
to Losers*



## Risk Management Strategy

---

- Parameters set in place to activate buying or trigger selling
- Position sizing based on overall market health, valuation changes & scrip performance. Scrip liquidity is a key determinant of allocation
- Rigorous monitoring of 'Equity Curve'
- Stop losses – both price wise and time wise
- Limit on quantum of loss on a single investment (loss trigger at 0.50% - 0.75% of corpus)

*It's not what  
you make;  
but what you  
keep, that  
counts*



## Exit Strategy

---

- Deterioration in earnings growth
- Sharp upward movement in share price in a short span far ahead of fundamentals. Reversion to mean risk heightened
- Exit on companies that fail to deliver as per expectation
- Loss of secular relative strength of a stock
- Triggering of exits based on technicals viz. previous life high, upper end of channel, etc
- Trailing take profits
- Need to raise portfolio cash levels due to emerging poor 'macro' conditions

*Knowing how  
to take a loss  
separates men  
from boys*



*Life is like a  
burning  
candle*

## Payout Policy

---

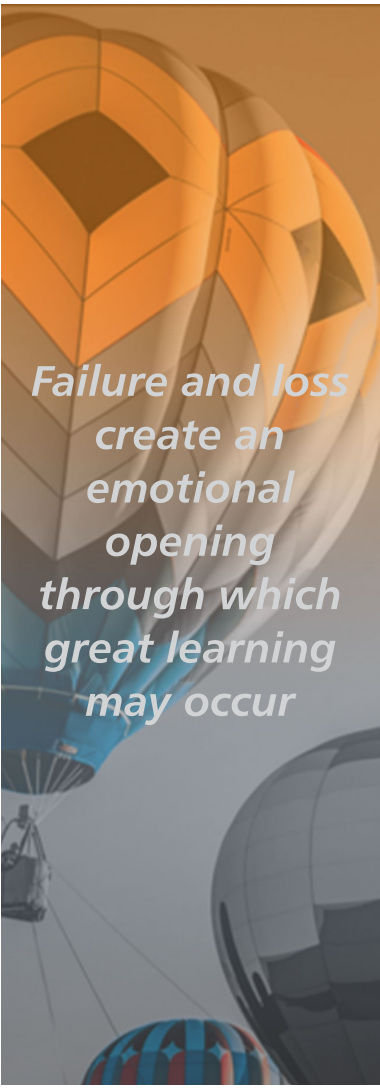
- We encourage clients to opt for a payout of profits (we have a policy to pay out approximately of 25% of realised profits every quarter)
- Distribution of profits is in the spirit of ***“Invest Well. Celebrate Life.”***
- Will introduce discipline in us to realise gains at an appropriate time
- Help meet clients’ tax commitments in a timely manner



## Right Human Attribute

---

- Discipline to stick to a defined strategy and process even during times when the going may not be good
- Humility to exit when wrong
- Attitude to analyse performance, identify mistakes and incorporate the learnings to improve our processes
- Just as we seek out businesses built on values with ethical promoters, we hold ourselves to the same standards



*Failure and loss  
create an  
emotional  
opening  
through which  
great learning  
may occur*



## Contact Details

---

**Prodigy Investment Management** (MIV Investment Services Private Limited)

**Regd. Office:**

301-302, Mittal Avenue, Nagindas Master Road, Kala Ghoda, Fort, Mumbai 400001

Tel: + 91-22-22875801 | Email : [info@prodigyinvest.com](mailto:info@prodigyinvest.com)

CIN: U67190MH2005PTC154164

SEBI Registered Portfolio Managers | Registration number : INP 000001413

[www.prodigyinvest.com](http://www.prodigyinvest.com)



## Disclaimer

---

This document is not for public distribution and has been furnished to you solely for your information and any review, retransmission, circulation and any other use is strictly prohibited. Persons into whose possession this document may come into are required to observe these restrictions. This document is subject to changes without prior notice and is intended only for the person or entity to which it is addressed to and may contain confidential information and/or privileged material. We are not soliciting any action based on this material .

Neither MIV Investment Services Private Limited, nor any person connected with it, accepts any liability arising from the use of this document. The user assumes the entire risk of any use made of this information. Past performance is not a guide for future performance.

The figures as mentioned in Slides 9 & 12 are purely indicative. These may be revised upwards / downwards based on market conditions.

Investment in equities involves substantial risk including permanent loss of capital (in whole or in part) and hence may not be suitable for all investors.